

# Philips UV curing lamps

- *Sophisticated Philips technologies for curing of lacquers, paints and inks.*
- *Lamps contain self-cleaning halogen to control maintenance.*
- *Wide range of applications, including label printing and a wide variety of photochemical processes.*
- *Pinching technology: Consistency through production mechanisation.*



*Let's make things better.*



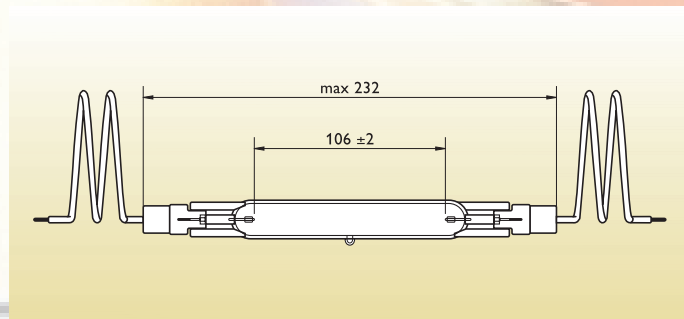
**PHILIPS**

Long-arc medium-pressure high-power mercury radiators consisting of a double-ended quartz discharge tube filled with an inert gas and traces of mercury emitting UV radiation. Up to 2 kW lamp power, a choke and ignitor can be used. For higher power levels a transformer-type circuit is needed. HOK /80 and /120 lamps can be loaded up to 80 and 120W per cm of arc length resp. (/120 lamps are recommended because they allow for more flexibility in the process). The lamps contain sophisticated quantities of mercury bromides, providing a self-cleaning halogen cycle to control the maintenance.

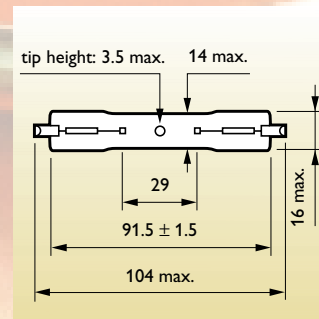
Forced air ventilation is required to remove the ozone produced by HOK lamps. Burning position: horizontal +/- 10 degrees for all HOK lamps except for HOK 4/120 (horizontal +/- 180 degrees) and HOK 4/120 SE (universal).

### Applications

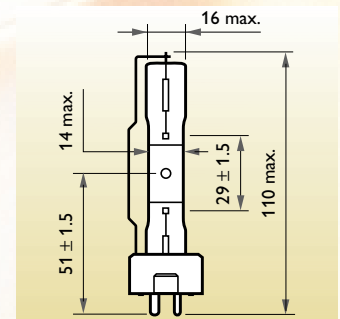
- Curing of lacquers, paints and inks
- Disinfection of waste water
- Label printing
- Photochemical processes
- Advanced Oxidation Technologies



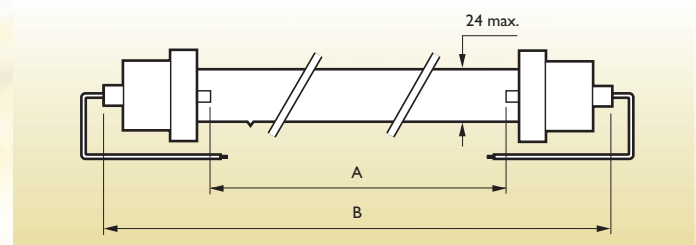
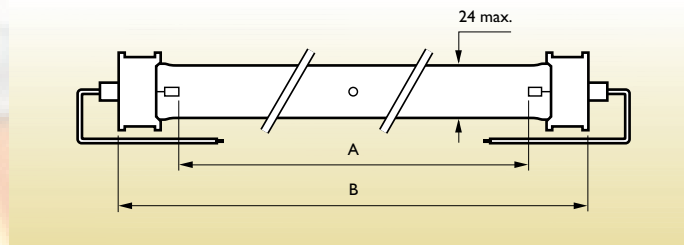
HOK 10/120 FC 35/16



HOK 4/120 R7s-21



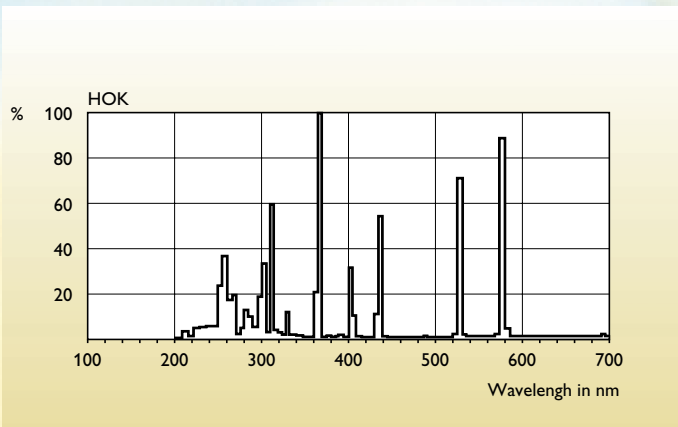
HOK 4/120 GY9.5



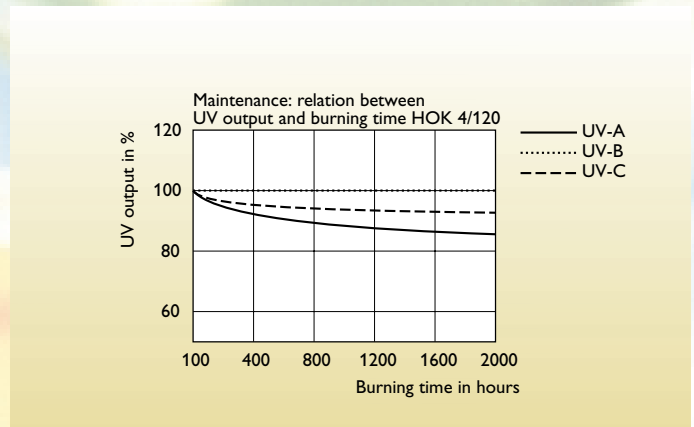
Type	A	B max.
Cap/base SK32		
HOK 35/80	355.0±2.0	422.0
HOK 65/80	650.0±2.0	716.0
HOK 80/80	813.0±2.0	874.0
HOK 105/80	1065.0±2.0	1136.0
HOK 140/80	1415.0±2.0	1486.0

Type	A max.	B max.
Cap/base SK32/28x42		
HOK 35/120	348.0±2.0	428.0
HOK 50/120	500.0±2.0	580.0
HOK 65/120	637.0±2.0	717.0
HOK 80/120	800.0±2.0	880.0
HOK 105/120	1057.0±2.0	1137.0
HOK 140/120	1407.0±2.0	1487.0

# Philips UV curing lamps

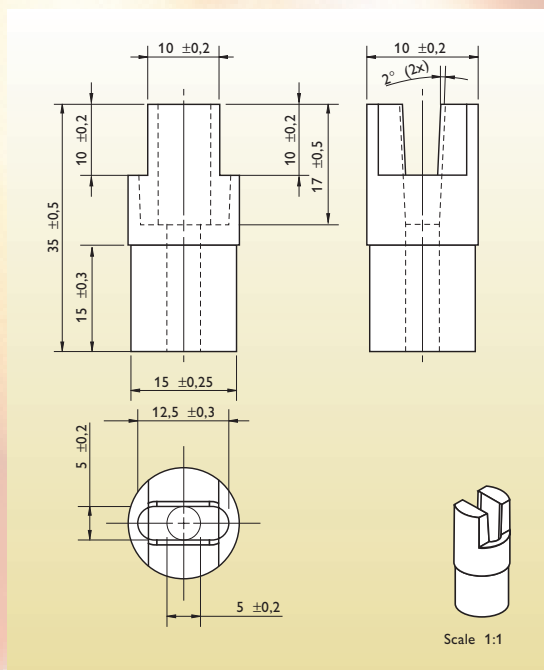


Spectral power distribution




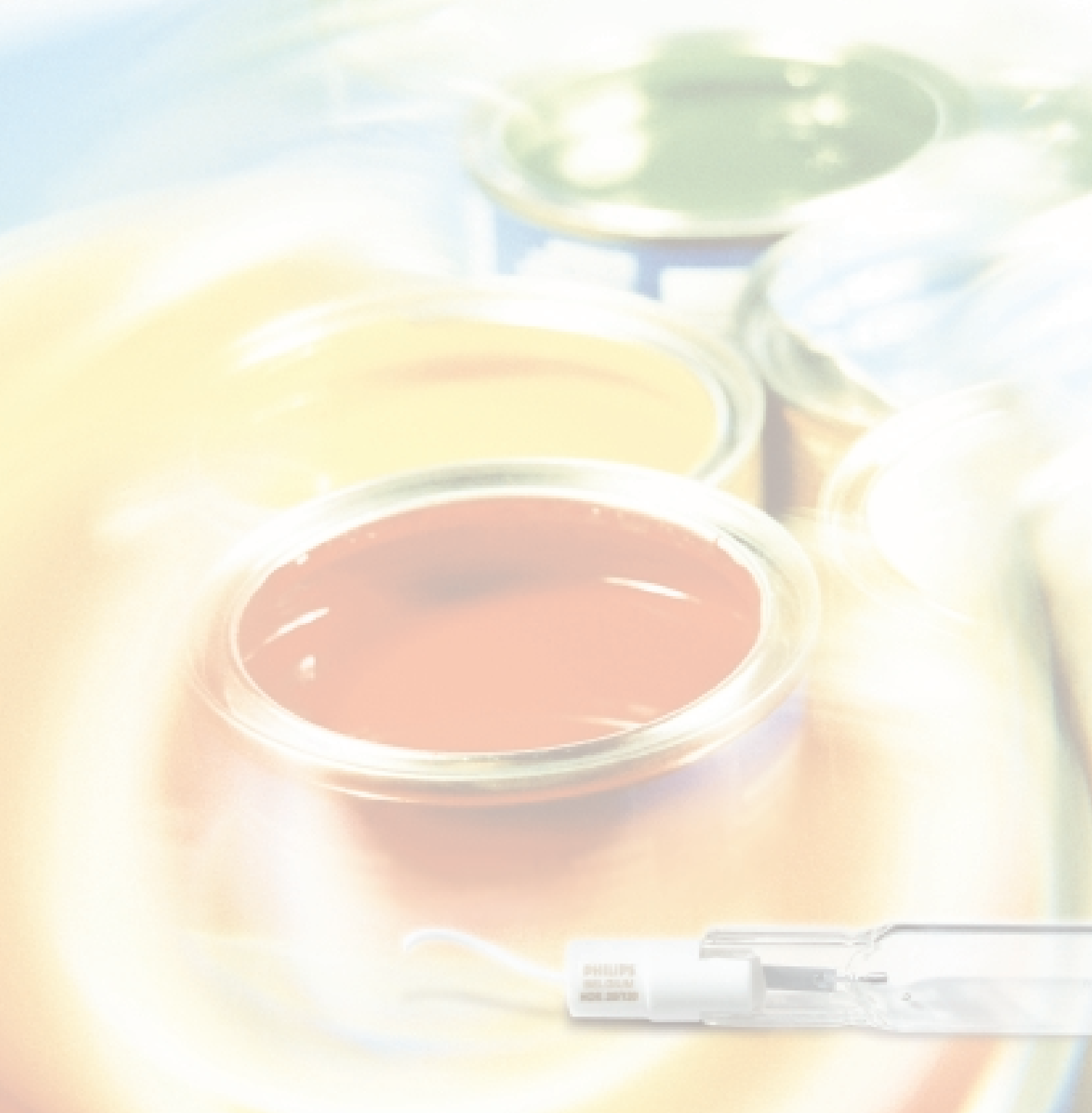
Special diagram

Type	Cap/ base	Lamp wattage	Lamp current	Maximum permissible base/pinch temperature degr.C	Maximum permissible bulb temperature degr. C	UV-A radiation	UV-B radiation	UV-C radiation
		W	A			W	W	W
HOK 35/80	SK32	2850	6.5	350	900	190	253	430
HOK 65/80	SK32	5000	6.6	350	900	306	334	750
HOK 80/80	SK32	6400	7.0	350	900	470	545	960
HOK 105/80	SK32	8300	6.7	350	900	588	700	1250
HOK 140/80	SK32	11000	6.5	350	900	175	190	1650
HOK 20/100	CAP/CABLE	2100	9.6	350	900	175	150	335
HOK 4/120	R7S-21	400	3.5	350	900	30	30	55
HOK 4/120SE	GY9,5	400	3.5	350	900	30	30	55
HOK 10/120	FC 35/16	1000	8.5	350	900	68	94	140
HOK 20/120	FC 35/16	2000	9.0	350	900	160	190	300
HOK 25/120	FC 35/16	2800	10.0	350	900	188	233	400
HOK 35/120	SK32/28*42	4300	10.3	350	900	350	400	760
HOK 50/120	SK32/28*42	6000	10.0	350	900	460	545	960
HOK 65/120	SK32/28*42	7800	10.3	350	900	720	740	1280
HOK 80/120	SK32/28*42	9600	10.5	350	900	825	925	1570
HOK 105/120	SK32/28*42	12400	9.9	350	900	1040	1240	2020
HOK 140/120	SK32/28*42	17000	10.0	350	900	1380	1645	2860



FC 35/16





**For more information:**

Philips Lighting B.V.

Zwaanhoefstraat 2

4702 LC Roosendaal

PO BOX 1109

4700 BC Roosendaal

Tel.: +31 165 57 79 06

Fax.: +31 165 57 79 07

Mail: [yves.farion@philips.com](mailto:yves.farion@philips.com)

3222 635 29521

Data subject to change

**09/2001**

[www.eur.lighting.philips.com](http://www.eur.lighting.philips.com)

Philips  
Lighting



**PHILIPS**